

**ARIMA
RACE CLUB
MBET**



MANUAL VER 1.0

Table of Contents

Introduction	- 2 -
How to access MBet from your device	- 3 -
Types of MBet Accounts	- 3 -
Regular/Permanent Accounts	- 3 -
Daily Accounts.....	- 3 -
Login into MBet	- 4 -
Wagering Page	- 4 -
Navigating the Menu	- 5 -
The Menu Listing.....	- 5 -
My Wagers.....	- 5 -
Track Menu	- 5 -
Changes Menu	- 6 -
Results Menu	- 6 -
Win Odds Menu.....	- 7 -
Tote Board Menu	- 7 -
Change Pin Menu.....	- 8 -
Log Out Menu.....	- 9 -
Placing a Wager within Mbet	- 10 -
Wager through Wager Screen.....	- 10 -
Wager through Track Menu Screen.....	- 12 -

Introduction

Arima Race Club is pleased to present its new Mobile Betting Platform called MBet. Now you can place your wager on both our Local and Simulcast Tracks from either your Mobile Phone/Tablet or Computer Internet Browser.

How to access MBet from your device

From your device's web browser, go to the following URL: <https://mbet.arimaraceclub.com> directly or click the link provided on our website's homepage: www.arimaraceclub.com.

Please see picture below:



Types of MBet Accounts

Currently there are two types of accounts to use: Regular/Permanent Account and Daily Accounts.

Regular/Permanent Accounts

This account is an account created where you will be given a permanent account number within our system. If you already have an existing Tele-Betting account then you can you this account to wager into MBet. For creating new accounts or accessing your existing account, please contact our Mutuel Department via 800-4BET (4238) or 642-7223.

From here our Mutuel Department will give you your unique account number and temporary PIN number. We highly advise you change your PIN number within MBet via change PIN feature as shown [here](#) or see page#8.


Daily Accounts

This account is created by any teller terminal, and is only valid for one day. Any account balance not cashed out by day's end will be automatically converted to a credit voucher to be cashed at a later date. Upon request, the teller will present you with your daily account voucher with the sum requested. Printed on this ticket will be your account number and PIN (Account ID).

NB. Please keep your Daily Account Voucher safe, as it is the ONLY way to cash your winnings/remaining balance from ANY teller terminal.

Login into MBet

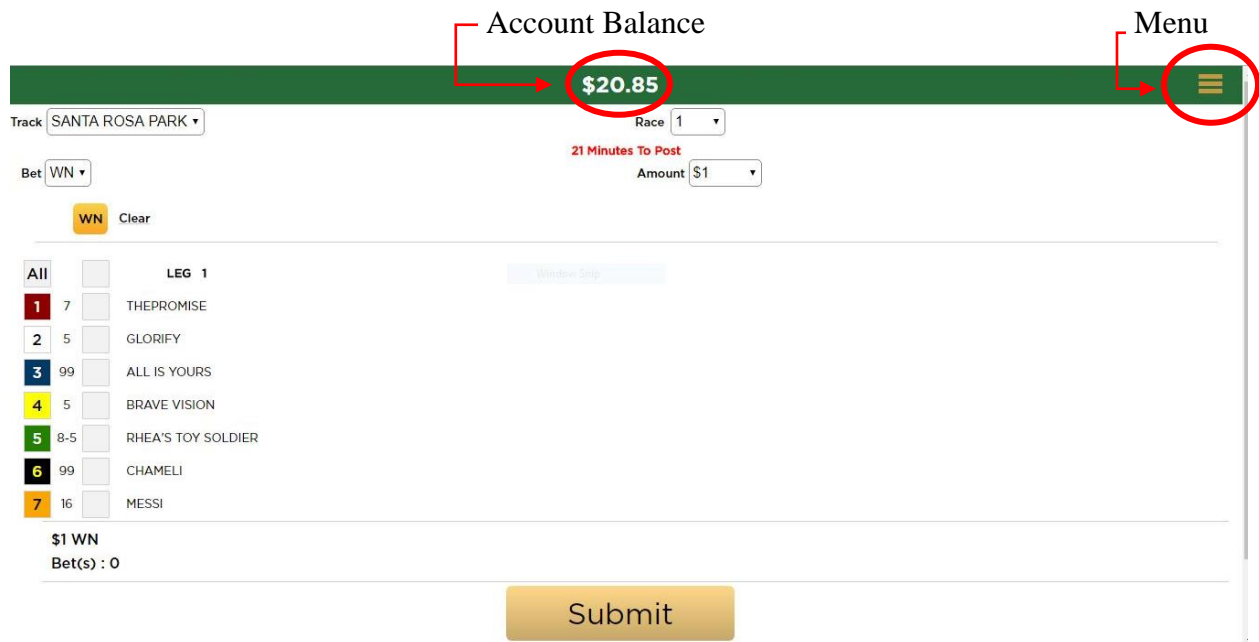
After browsing to Arima Race Club Mbet's webpage, you will be greeted with the MBet Login Screen as seen below.



You will then be asked to enter your credentials, Account number and PIN.

Wagering Page

After a successful login, the wager page will be loaded where account balance and Menu Icon can be seen. See image below.

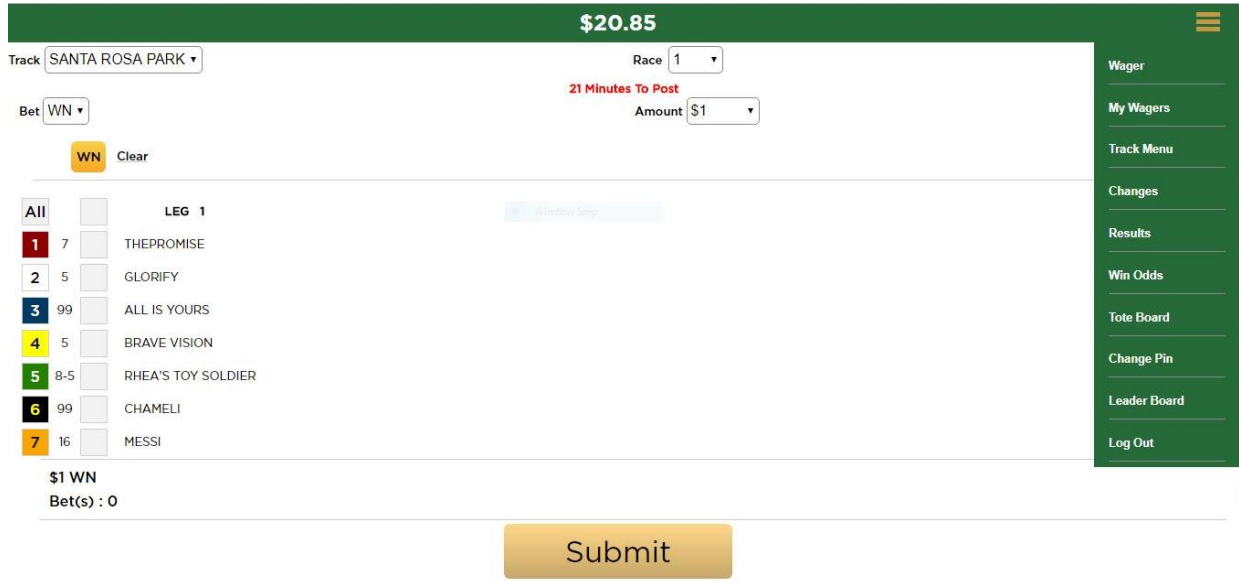


From here you can place a wager on the track, bet type selected and horse of your choice.

Navigating the Menu

The Menu Listing

As shown in the picture below, the Menu List consists of several tabs which includes Wager, My Wagers, Track Menu, Changes, Results, Win Odds, Tote Board, Change Pin and Log Out. Please note Leader Board is not available at this time.



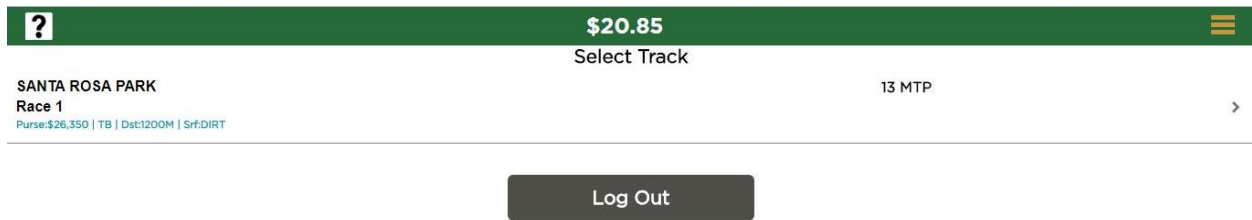
My Wagers

As shown in the picture below, the My Wagers Tab connects you to the My Wages pages which shows you a History of wagers placed for the day. Please see image below...



Track Menu

As shown in the picture below, the Track Menu Tab connects you to the Select Track page showing you all tracks available, along with current race and Minutes to Post (MTP).



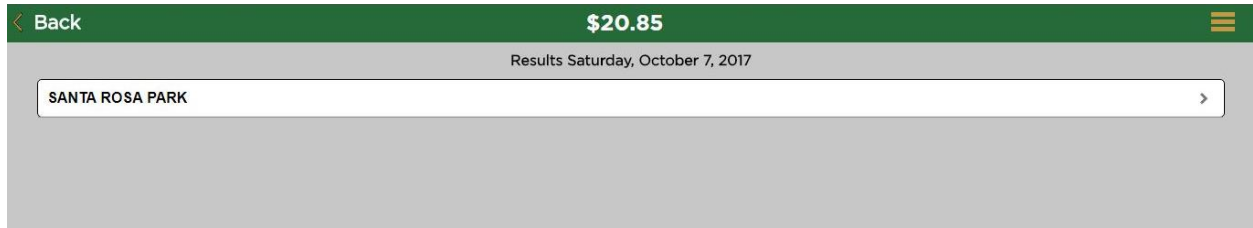
Changes Menu

As shown in the picture below, the Changes Menu Tab connects you to the Race Changes page where you can view the current changes of a Race in a certain track.



Results Menu

As shown in the picture below, the Results Menu Tab connects you to the Results page where you can view the Results of all Official Races by Track.



Below you see there you can view the results of Santa Rosa Races 1-3.



Below the results of Santa Rosa Park Race#1 can be seen.

The screenshot shows a mobile application interface. At the top, there is a green header bar with a back arrow, the text 'Back', a balance of '\$20.85', and a hamburger menu icon. Below the header, the text 'Results Saturday, October 7, 2017' is centered. Underneath, there is a grey bar with 'SANTA ROSA PARK' and a right-pointing arrow. Below this, there are three rows labeled 'Race 1', 'Race 2', and 'Race 3'. Below the race list, there is a table showing the results for Race 1.

#	Runner	Win	Place	Show
5	RHEA'S TOY SOLDIER	\$1.80	\$1.55	
7	MESSI	\$7.00	\$2.50	
2	GLORIFY		\$1.50	
9	BRIDAL FALLS			

WAGER TYPE	WINNING NUMBERS	PAYOFF
\$1 EX	5-7	\$15.80
\$1 EX	7-5	\$18.50
\$1 TR	5-7-2	\$94.00
\$1 TR	7-5-2	\$142.70
\$1 SU	5-7-2-9	\$817.90
\$1 SU	7-5-2-9	\$817.90
\$ SU		\$22077.01

Win Odds Menu

As shown in the picture below, the Win Odds Tab connects you to the Win Odds page. Again you select the track and race you would like to view.



The picture below, shows the Win Odds for Santa Rosa Race#3 at that moment in time.



1	2	3	4	5
45	SC	35	13	2
6	7	8	9	10
6	1-2	8	99	SC

Tote Board Menu

As shown in the picture below, the Tote Board Menu, connects you to the Tote Board Page where Tote Board Information can be viewed by track and race.



The picture below shows the races for which Tote Board Information can be viewed.



The picture below shows the final odds and other information, such as pool totals.

The screenshot shows a mobile application interface for a horse race. At the top, there is a green header with a back arrow, the amount "\$20.85", and a menu icon. Below the header, the text "Tote Board SANTA ROSA PARK Race 3" is displayed. The main content area contains three tables of odds and pool totals.

ODDS CYCLE										
WN Cycle Type: FINAL										
1	2	3	4	5	6	7	8	9	10	
45	SC	35	13	2	6	3-5	7	99	SC	

ODDS CYCLE										
PL Cycle Type: FINAL										
--	1	2	3	4	5	6	7	8	9	10
1	5-2	SC	3-2	2-5	1-9	1-9	1-9	1-5	5	SC
2	8	SC	5	2	3-5	1	2-5	3-2	17	SC

POOL CYCLE TOTAL
DB FINAL \$1867

POOL CYCLE TOTAL
EX FINAL \$18181

POOL CYCLE TOTAL
TR FINAL \$10712

Change Pin Menu


As shown in the picture below, the Change Pin Menu connects you to the Change Pin page. It is here you can change your PIN to four digits of your liking.

- If you are a Permanent/Tele-Betting Account holder you enter the Account# and PIN given to you by the Mutuel Department. Then enter your new PIN and tap or click Change Pin Button.
 - If you are using a Daily Account Voucher, enter the Account# and Account ID (PIN) as seen on the Voucher, then enter your new PIN and tap or click Change Pin Button.
- NB. Remember to keep your Daily Account Voucher safe as it is needed to cash your winnings/remaining balance from ANY teller terminal.**

The screenshot shows the "Change Pin" screen. At the top, there is a green header with a back arrow, the amount "\$13.15", and a menu icon. The title "Change Pin" is centered below the header. The form consists of four input fields labeled "ACCOUNT#", "PIN:", "New Pin:", and "Confirm Pin:". To the right of these fields are four empty rectangular boxes for data entry. At the bottom of the form, there are two buttons: "Change Pin" and "Reset".

Log Out Menu

The log out menu, logs you out of your current session within Mbet and redirects you to the login page once again as seen below.



Arima Race Club

MBetTM
by *AmTote*



Welcome To Mbet

ACCOUNT#

PIN

Login

Create Account

 
ENGLISH SPANISH

Placing a Wager within Mbet

There are two ways of placing a wager through Mbet; by either using the Wager Screen or Track Menu.

Wager through Wager Screen


The picture below shows the Wager screen. To place a wager use the following steps:

1. Select the Track from the Track Drop down list.
2. Select the Race number from the Race Drop down list.
3. Select the Bet Type from the Bet Drop down list.
4. Select the Amount you wish to wager from the Amount Drop down list.
5. Select your horse(s) and tap/click the Submit Button.
6. You will be shown a preview of your bet as well as the total cost.
7. You can then Confirm your bet or Modify by using either button.
8. If Confirm is chosen, your bet is placed. You will then have the option to Repeat the bet if you so desire by tapping/clicking Repeat Button. If not tap/click Done.

Picture below shows Wager Screen with all drop down lists and Submit Button.

The screenshot displays the Mbet Wager Screen interface. At the top, a green header bar shows a balance of \$20.85. Below this, the 'Track' is set to 'SANTA ROSA PARK' and 'Race' is '1'. A red timer indicates '21 Minutes To Post'. The 'Bet' type is 'WN' and the 'Amount' is '\$1'. A 'WN Clear' button is visible. The main area lists horses for 'LEG 1' with their respective numbers and names: 1 THEPROMISE, 2 GLORIFY, 3 ALL IS YOURS, 4 BRAVE VISION, 5 RHEA'S TOY SOLDIER, 6 CHAMELI, and 7 MESSI. A 'Submit' button is located at the bottom. A preview at the bottom left shows '\$1 WN' and 'Bet(s) : 0'.

Picture below, shows a preview of bet and Total Cost with Confirm and Modify Buttons.

\$20.85 

Track Race



Bet 7 Minutes To Post Amount

WN

All	<input type="checkbox"/>	
1	35	<input type="checkbox"/> SAFARA
2	SC SCR	<input checked="" type="checkbox"/> REDDISETH
3	60	<input type="checkbox"/> BIG IN CLASS
4	11	<input type="checkbox"/> CLASS ACT
5	7-2	<input checked="" type="checkbox"/> MISSIONPOSSIBLE
6	12	<input type="checkbox"/> SETTLED D'ACCOUNT
7	1-9	<input type="checkbox"/> JUNEAU

\$1 WN 5
Bet(s): 1 Total Cost : \$1.00

Picture below, shows Bet Placed screen with Done and Repeat Bet Buttons.

 **Back** **\$20.85** 

SANTA ROSA PARK - R 3
Bet Placed

ArimaRaceClub

REQUESTED BET IS NOT ALLOWED AT THIS TIME

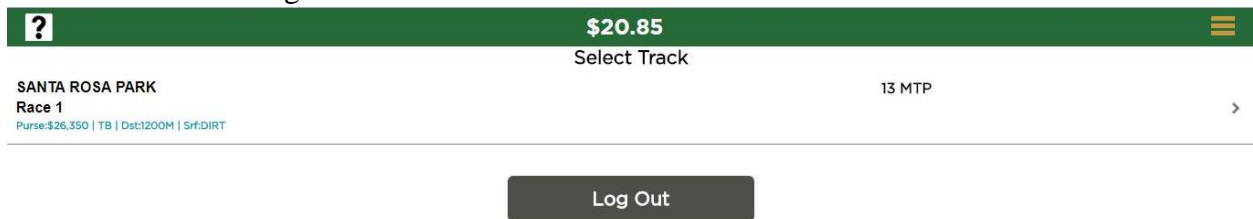
MDCL
by Anifote

Wager through Track Menu Screen

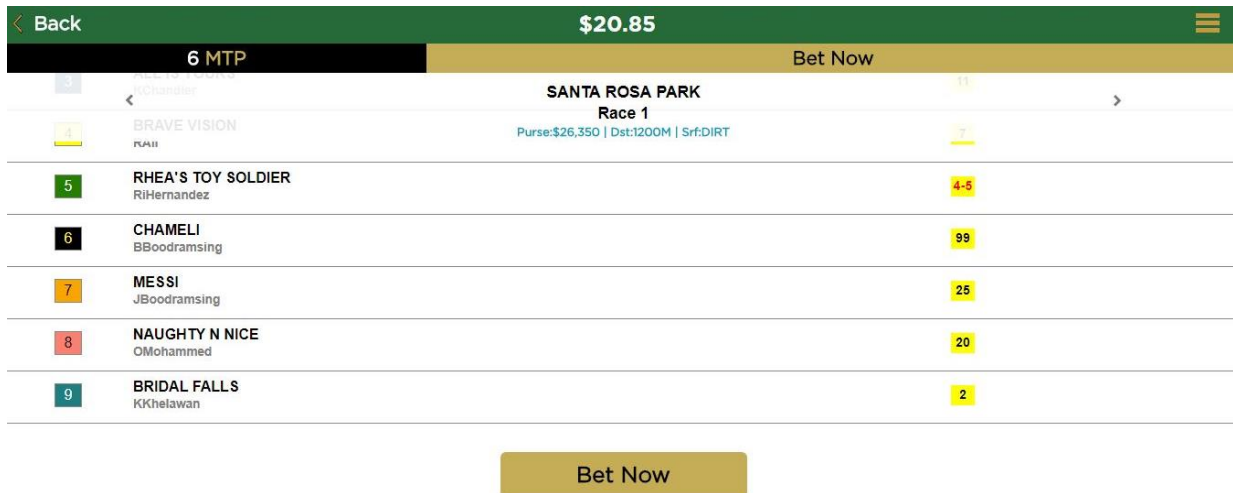
The picture below shows the Track Menu screen. To place a wager use the following steps:

1. Select the Track from the list.
2. Select the Race number by tap/clicking left or right arrows.
3. If not visible, scroll to the last horse, you would then see a Bet Now Button.
4. Tap/Click Bet Now. This will take you to Select Bet Type Screen. Choose your Bet Type.
5. This will take to Select Bet Amount. Select the Amount you desire to wager from the Grid or enter Other Amount and tap/clink Enter Button. *Note: Other Amount is ONLY available when wagering through the Track Menu and NOT the Wager Page.*
6. Now you are back to the Wager Screen, select your horse(s) and tap/click the Submit Button.
7. You will be shown a preview of your bet as well as the total cost.
8. You can then Confirm your bet or Modify by using either button.
9. If Confirm is chosen, your bet is placed. You will then have the option to Repeat the bet if you so desire by tapping/clicking Repeat Button. If not tap/click Done.

Picture below showing Track Menu Screen.



Picture below horses and odds with Bet Now Button at the bottom.



Picture below shows the Select Bet Type screen.

< Back \$20.85

MTP SANTA ROSA PARK - R 1

Select Bet Type

- WN >
- PL >
- DB >
- EX >
- TR >
- SU >
- P4 >
- WP >

Picture below shows the Select Bet Amount Grid with Other Amount field and Enter button.

< Back \$20.85

13 MTP SANTA ROSA PARK - R 3

Select Bet Amount

\$1	\$2	\$3	\$4
\$5	\$10	\$20	\$30
\$40	\$50	\$100	\$150
\$200	\$250	--	--

Other Amount WN

Enter

Picture below shows the wager screen with preview of bet with Total, Confirm and Modify Buttons.

\$20.85

Track: SANTA ROSA PARK ▾ Race: 3 ▾

7 Minutes To Post

Bet: Win ▾ Amount: \$1 ▾

WN

All	<input type="checkbox"/>	
1	35	<input type="checkbox"/> SAFARA
2	SC SCR	<input type="checkbox"/> REDDISETHI
3	60	<input type="checkbox"/> BIG IN CLASS
4	11	<input type="checkbox"/> CLASS ACT
5	7-2	<input checked="" type="checkbox"/> MISSIONPOSSIBLE
6	12	<input type="checkbox"/> SETTLED D'ACCOUNT
7	1-9	<input type="checkbox"/> JUNEAU

\$1 WN 5
Bet(s): 1 Total Cost : \$1.00

Confirm

Modify

Picture below shows wager screen for a Trifecta Bet with Box, Key, All and Different Legs (1st, 2nd and 3rd). Click Submit to reach Bet Preview Screen.

\$20.85

Track: SANTA ROSA PARK ▾ Race: 4 ▾

11 Minutes To Post

Bet: Trifecta ▾ Amount: \$1 ▾

Box
Key
1st
2nd
3rd
ALL
Clear

All	<input type="checkbox"/>	<input type="checkbox"/>	<input type="checkbox"/>	LEG 1
1	SC SCR SCR SCR	<input type="checkbox"/>	<input type="checkbox"/>	<input type="checkbox"/> BRAVE-VENTURE
2	9-5	<input type="checkbox"/>	<input type="checkbox"/>	<input type="checkbox"/> SLING SHOT
3	10	<input type="checkbox"/>	<input type="checkbox"/>	<input type="checkbox"/> MAGISTERIAL
4	5	<input type="checkbox"/>	<input type="checkbox"/>	<input type="checkbox"/> DOC HOLIDAY
5	13	<input type="checkbox"/>	<input type="checkbox"/>	<input type="checkbox"/> BIRD MAN
6	23	<input type="checkbox"/>	<input type="checkbox"/>	<input type="checkbox"/> TEN MELODIES
7	21	<input type="checkbox"/>	<input type="checkbox"/>	<input type="checkbox"/> ALWAYS READY

\$1 TR
Bet(s) : 0

Submit

Picture below, shows Bet Placed screen with Done and Repeat Bet Buttons.

